

Making a difference

Key Stage 4 Information Evening
Year 10

**SOUTH
HUNSLEY**

inspire · aspire

Looking Forward

Richard Williman

Head of School

**SOUTH
HUNSLEY**

inspire · aspire

Results 2018

Outstanding results again in 2018

84% students achieved new 9-4 measure
in English and Maths

65% achieved a strong pass (grade 5 and above)

Over 6% at new grade 9 compared to 4% nationally

Top 5% in the country for progress at GCSE

Looking Forward

Seven year school career

A Sixth Form College with a school

Thriving in an 11-18 setting

Developing employability

Controlling your own destiny

Attendance

95% = 9 days missed = 50 lessons missed per year

90% = 19 days missed = 100 lessons missed per year

90-95% scored half a grade down in every subject compared to 95% and above students

Year 11

	Progress 8 measure	Attainment 8 measure	Basics 5+	Basics 4+
Below 90% attendance	-0.027	43.70	46	70
90-95% attendance	0.305	50.30	56	82
Above 96% attendance	0.632	57.33	72	87
All	0.481	54.07	65	84

Making a Difference

Mitch Trainor

Deputy Head of School

**SOUTH
HUNSLEY**

inspire · aspire

How to survive your GCSEs

Top Tips

1. Use revision guides (the CGP books are everyone's favourite)
2. Practise exam questions
3. Repetition of all the topics covered over the two years of GCSE (three years, including Year 9 work, in some subjects)
4. Take homework and in class tests seriously as they are great practice
5. Ask teachers for extra revision materials
6. Listen in class! Teachers have lots of advice on exam technique, advice, and details of extra support that is available
7. Practise keeping your handwriting neat when you are writing under pressure – every mark counts, and you need the examiner to understand what you have written

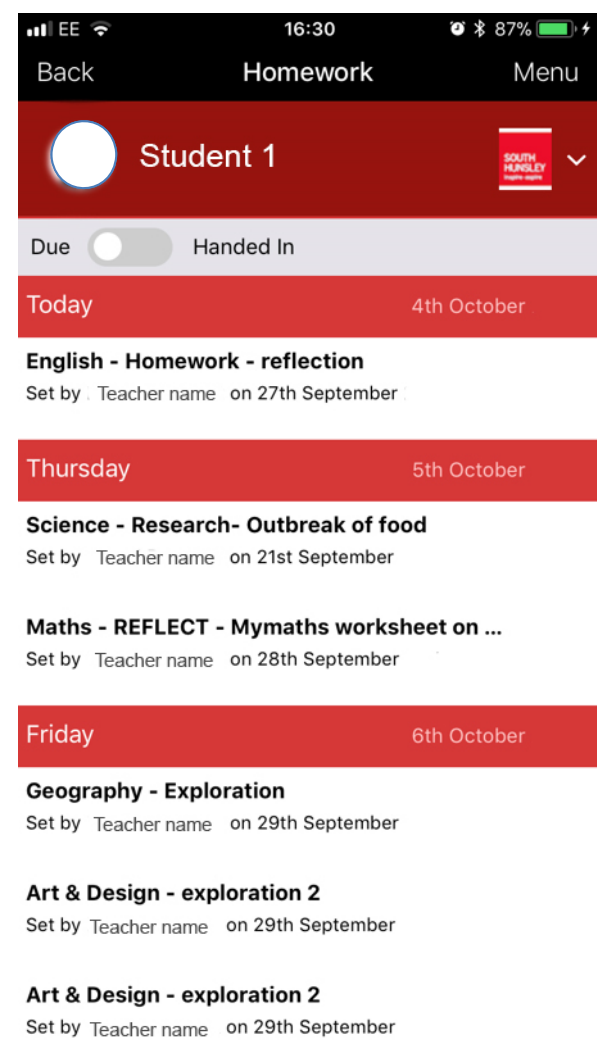
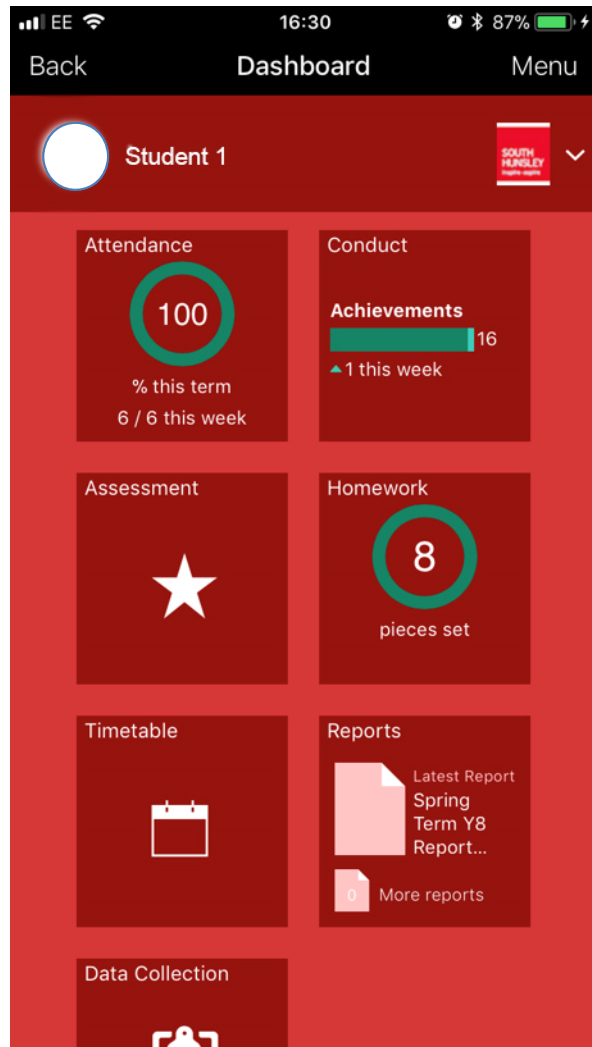
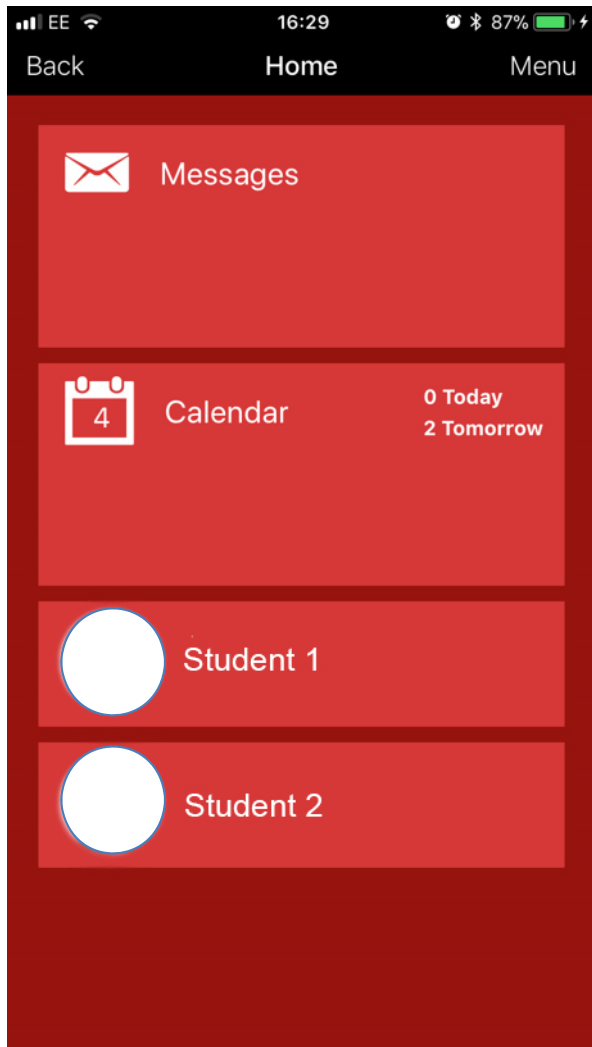
How to survive your GCSEs

8. Plan your time effectively. When will you do homework? When will you revise? When will you relax?
9. Work for at least 45 minutes (depending on how long you can focus for) and have a 10 minute break to move around periodically.
10. When doing speaking assessments for languages, listen to voice recordings of yourself speaking, as well as writing it out several times, you will pick up mistakes and memorise it more easily
11. Make posters and use post it notes, then put them up on your walls and any places you will see regularly. Try to make sure these are not too cramped together as it will be harder to memorise them
12. Avoid distractions when studying! Switch your phone off. Be aware of what study environment suits you best. Music can distract as much as it helps you relax!
13. Be organised! If you keep your books and files in order, revision will be much easier

SIMS Parent App

An App that links our live school database:

- Attendance
- Progress
- Timetable
- Homework
- Achievement Points



Course requirements (Year 10 sample)

SUBJECT	YEAR 10 EXAM BOARD	YEAR 11 EXAM BOARD
Art and Design	AQA	AQA
Business	Edexcel	Edexcel
Child Development (CAM National)	OCR	OCR
Drama	Eduqas	Eduqas

YEAR 10 CONTROLLED ASSESSMENTS

SUBJECT	CONTROLLED ASSESSMENT PIECES	DATES FOR CA
Art and Design	1	Ongoing
Child Development	1	Autumn and Spring
Drama	1	Ongoing

Intervention Classes (Year 10 sample)

CREATIVE DESIGN

Monday	Tuesday	Wednesday	Thursday	Friday
Lunchtime: Year 10 Photography catch-up in KG4 (Mr Borthwick)	Lunchtime: GCSE Photography Session in KG4 (Mr Borthwick)	Lunchtime: Art Catch Up in KG3 (Miss Simpson / Miss Ladson)	Lunchtime: Year 10 Engineering in RG9 (Miss Vinson)	Lunchtime: Year 10 Engineering in RG9 (Miss Vinson)
Engineering in RG8 (Mr Irwin / Miss Vinson)	Photography in KG3 (Miss Simpson / Miss Ladson)	Year 10 Design and Technology in RG6 (Mrs Cain)	Year 10 Design and Technology in RG6 (Mrs Cain)	KS4 Art & Photography catch-up in KG4 (Mr Borthwick)

Personal Development

- **Why is it important?**

- Develop the knowledge, skills and attributes they need to manage their lives, now and in the future.
- Help students stay healthy, safe and prepare them for life and work.
- Help students achieve their academic potential, and leave school equipped with skills they need throughout their life.

- **What will they cover in PD day 1?**

- Students will be learning about 'staying safe'.
- Child exploitation and online protection, healthy relationships, alcohol and drugs, road safety and PREVENT
- Content is delivered by form tutors along with the support of a wide range of external companies and experts.

Maths

Matt Holmes

**SOUTH
HUNSLEY**

inspire · aspire

Maths

- All students will be examined at the end of Year 11
- Three exams with equal weighting 80 marks each
- 1 hour 30 mins per paper
- One non-calculator and two calculator papers
- AQA exam board
- Year 10 Mock exam in March on topics covered so far

Further Maths GCSE

- Some students have opted for Further Maths
- Further Maths requires all Maths knowledge from regular GCSE Maths
- Two exams at the end of Year 11
- AQA exam board
- Still graded using letters

Support

- Lunchtime and after school sessions as indicated in booklet – all students welcome
- www.mymaths.co.uk
- All students issued with revision guide and workbook in January of Year 11
- Targeted Saturday morning sessions near the exams

English

Debbie Bonner

**SOUTH
HUNSLEY**

inspire · aspire

English

- Students are working towards two GCSEs (Language and Literature)
- All Key Stage 4 students will be examined at the end of Year 11
- Both GCSEs are 100% examination

English Language

Exams (100% of overall grade)

Paper 1 – 50%

Section A – Reading Fiction

Section B – Descriptive and narrative writing

Paper 2 – 50%

Section A – Reading Non-Fiction

Section B – Writing to present a viewpoint

50% of the overall Language qualification is allocated to students' quality of writing

A05/ A06

- Write clearly and effectively
- Use a range of sentence structures for clarity
- Use a range of vocabulary
- Use accurate punctuation
- Spell accurately

English Literature

Exams (100% of overall grade)

Paper 1 – 40%

Section A – *Romeo and Juliet*

Section B – *The Strange Case of Dr Jekyll and Mr Hyde*

Paper 2 – 60%

Section A – *An Inspector Calls*

Section B – Poetry anthology

Section C – Unseen poetry

Opportunities for Support

- Lunchtime drop-in every Monday, Tuesday and Wednesday lunchtime (for all Key Stage 4 students)
- English support sessions on Monday and Thursday evening start in Year 11
- Recommended revision guides and websites are in the Key Stage 4 Information booklet

Science

**SOUTH
HUNSLEY**
inspire · aspire

Year 10

- All students study Biology, Chemistry & Physics Trilogy GCSE in year 9 and 10
- Information from Year 10 assessments including the end of year mocks will inform the science pathway (Triple or Trilogy/Double) for year 11, with a decision made at the **end of year 10** about year 11 exam entry.
- Revision throughout the year is essential to assist with these decisions

Science Pathways

Triple Pathway

Biology, Chemistry and Physics GCSEs

GCSE Biology	Biology Paper 1 (50% - 1hr 45)	Biology Paper 2 (50% - 1hr 45)	Biology Required Practical (completed throughout the year and could be assessed in paper 1+2)
GCSE Chemistry	Chemistry Paper 1 (50% - 1hr 45)	Chemistry Paper 2 (50% - 1hr 45)	Chemistry Required Practical (completed throughout the year and could be assessed in paper 1+2)
GCSE Physics	Physics Paper 1 (50% - 1hr 45)	Physics Paper 2 (50% - 1hr 45)	Physics Required Practical (completed throughout the year and could be assessed in paper 1+2)

Science Pathways

Trilogy Pathway

Two GCSE pathway

Biology	Biology Paper 1 (16.7 % 1hr 15)	Biology Paper 2 (16.7% 1hr 15)	Biology Required Practical (completed throughout the year and could be assessed in paper 1+2)
Chemistry	Chemistry Paper 1 (16.7% 1hr 15)	Chemistry Paper 2 (16.7% 1hr 15)	Chemistry Required Practical (completed throughout the year and could be assessed in paper 1+2)
Physics	Physics Paper 1 (16.7% 1hr 15)	Physics Paper 2 (16.7% 1hr 15)	Physics Required Practical (completed throughout the year and could be assessed in paper 1+2)

Opportunities for Support

Recommended **revision guides** can be purchased for all three sciences through ParentPay

Revision schedules are provided to students from October half term detailing resources they can access

Support sessions begin in Year 11 and are held during the lunch break

All details are available in the Key Stage 4 information booklet

Looking Ahead

Nick Hobbs

Director of Sixth Form

**SOUTH
HUNSLEY**

inspire · aspire

Sixth Form College and beyond

- 7 year journey
- Each year two thirds of Year 11 students join us in the Sixth Form college
- Entry Criteria & reformed A Levels
- Independent study/independent students

- Each year 80% of our Year 13 leavers go on to Higher Education

What do good unis look for?

- Students with high grades at GCSE and A Level
- Students who can demonstrate:
 - A track record of academic excellence
 - Passion for their chosen subject
 - The ability to reason, analyse and debate articulately
 - Evidence of independent learning
 - Intellectual curiosity, commitment and creativity
 - Resilience, resourcefulness, responsibility and reflection
 - The ability to problem-solve
 - Evidence of extra- and super-curricular activities
- Personal Statements and References that indicate all of the above

What students can do

- Compile a reading list of books – and read them.
- Read academic articles or journals.
- Identify a topic that they have really enjoyed in school and do a bit of further research into it.
- Visit museums, exhibitions, national trust properties, theatre productions.
- Linguists should try to find opportunities to use their language.
- Read a quality newspaper, at least once a week.
- Get relevant work experience if possible.

Making a Difference

Mitch Trainor

Deputy Head of School

**SOUTH
HUNSLEY**

inspire · aspire

The demands you can help your child with

- Being more self-motivated and taking more responsibility for their own learning.
- Asking when they do not understand. (This requires confidence and can be difficult at a time when friends' opinions hold such sway.)
- Organising themselves, notes, hand outs and information for different subjects and different topics within these.
- Completing work at home, independently.
- Understanding the exam structure and the relative importance of each piece of work to their final grade.
- Planning and carrying out their revision.
- Perfecting their 'exam technique'.

Practical parents

- **Provider of tools** for homework and revision – a quiet space, a ‘workbox’ of pens, highlighters, post-its, folders, files, paper etc.
- **Project Manager** – agree a plan, a programme of works.
- **Advisor** – help break down tasks, make them more manageable, build in time for relaxation/flexibility.
- **Go-between** – liaise with Head of Houses.
- **Study buddy** – testing, review revision strategies.
- **Researcher/Interpreter** - help understand exam structure and content, find past papers.

Planning revision

- Prioritise – consider weaknesses/strengths.
- Break revision down into manageable chunks.
- Realistic revision timetable.
- Plan breaks into their revision.
- Exercise or some light relief.
- Eating regularly and sensibly.
- Seeking advice from subject staff and tutors content/technique/timings/targets.

Effective revision

- Create colour coded mind maps.
- Create post-it wall chart of key words, key terms and formulae.
- Regularly revisit and consolidate notes.
- Self-testing and study buddy testing/explanation.
- Past papers – timing.

Memory Techniques:

- Acronyms – use letter of first word to make a word to prompt memory (MAIN causes of WW1).
- Picture Stories – putting revision ideas into a chronological story.
- Mnemonics – helps remember order (Never Eat Shredded Wheat).
- Review – how is the plan going? Is it working for you?

Exam Boards

Exam boards – specification details, past papers, mark schemes, sample material:

- www.aqa.org.uk
- www.edexcel.org.uk
- www.ocr.org.uk
- www.wjec.co.uk

Useful Websites

General - support for teenagers:

- www.childline.org.uk – Tel: 0800 1111 for tips and advice on exam stress as well as other advice and support.
- www.bbc.co.uk – choose 'More' and go to 'Full A-Z' then click on 'Teens Advice'.
- www.youthaccess.org.uk

General – parent support:

- www.familylives.org.uk – confidential helpline for parents 0808 800 2222.

Who else can help?

- Form Tutors (overview)
- Heads of House
- Subject staff and Area Leaders
- Paul Jacobs and Nick Hobbs – Sixth Form
- Information Booklet

Good Luck

Thank you

**SOUTH
HUNSLEY**

inspire · aspire