

Student Uniform Policy

This policy is applicable to: South Hunsley School

Intended audience: Parents, Students, Staff

Important: This document can only be considered valid when viewed on the school website. If this document has been printed or saved to another location, you must check that the version number on your copy matches that of the document online.

Name and Title of Author:	Mitch Trainor Deputy Headteacher
Name of Responsible Committee/Individual:	South Hunsley School and Sixth Form Local Governing Body Headteacher; Mrs M Blackledge
Implementation Date:	September 2025
Review Date:	July 2026
Target Audience:	All Staff, Parents, Students
Version Control:	V4

Student Uniform Policy

Contents

SECTION	PAGE
1. EXPECTATIONS	3
2. UNIFORM DRESS CODE	4
3. ADVERSE WEATHER CONDITIONS	6
4. PE UNIFORM	7
5. FREQUENTLY ASKED QUESTIONS	9

We believe uniform plays a valuable role in contributing to our ethos and culture and helps to set an appropriate tone for education. It provides a sense of belonging and identity, instils pride, supports positive behaviour and discipline. It fosters inclusivity and ensures that students from all backgrounds feel supported and protects children from social pressures to dress in a particular way, wear the latest fashions or other expensive clothes. It also helps to promote good relationships between different groups of students, creating a common identity, regardless of background. A school uniform can remove barriers to education by acting as a social leveller.

At South Hunsley School and Sixth Form, we regard school uniform as an important element in maintaining high standards; however, we believe that parents and carers should not have to think about the cost of school uniform when choosing our school.

The school uniform policy adheres to The Education Alliance principles regarding school uniform and this policy considers the statutory guidance provided by the Department of Education.

1. Expectations

All students in Years 7 to 11 are expected to wear school uniform. A high standard of personal appearance is expected of all students and anyone arriving at school in non-uniform clothing can expect to be sanctioned, which may include isolation. The following expectations regarding school uniform apply on the journey to and from school as well as during the school day.

Students should always have the top button on their shirts fastened, their shirt tucked into their trousers or skirts and their ties should be worn at all times on school site.

Uniform items must be **plain, without accessories or logos, decoration or any other colours**. It is important that all uniform items are **labelled**. Much of our uniform can be purchased from high street retailers, but care must be taken to ensure that these items meet the requirements set out below.

Students in receipt of Free School Meals may be eligible for support when purchasing items of school uniform. For further assistance or any other enquiries please contact their Head of Year in the first instance.

It is important that the standard of uniform reflects a pride and sense of belonging in the school and presents our students in the best possible light to visitors and the wider community. As such, the uniform must not be modified or adapted and should be worn with pride.



Please note:

If students are not wearing the required uniform, where possible an alternative will be provided by the school. If this is not possible students may be sent home to change or kept out of circulation until uniform issues are rectified. If you are in any doubt about the information given above, please contact the school before making your purchases.

Exemptions

As part of the school's commitment to inclusion, students may be exempt from certain aspects of the uniform policy due to their religion, culture or an identified SEN or disability. Requests should be made in writing to the Head of Year. All requests will be considered on an individual basis. If you require support purchasing alternative items, please speak to your child's Head of Year or the SENDCo.

2. Uniform Dress Code

Uniform Item	How should it be worn at South Hunsley School?
Black jumper (Compulsory item)	<p>A school jumper is a compulsory uniform item; it should be worn at all times, unless permission is given to remove it.</p>  <p>V neck with school logo only. No cardigans.</p> <p>The jumper is available from our uniform providers Rawcliffes and Steady Schoolwear. Links to these websites can be found in the suppliers section of this policy. Purchases and orders can be made by visiting their retail shop or online.</p>
Tie (Compulsory item)	<p>Ties should be worn in good condition, with the top button of the shirt fastened. Ties are house colours and should be worn at all times.</p> <p>Ties can be purchased from school at all times. They are also available from our uniform providers Rawcliffes and Steady Schoolwear. Links to these websites can be found in the suppliers section of this policy. Purchases and orders can be made by visiting their retail shop or online.</p> <p>School ties are also available from the uniform shop at South Hunsley. These can be purchased from Reception.</p>
White shirt (Compulsory item)	<p>Shirts should be plain white with no trim, motif or coloured buttons. Shirts must have a stiff pointed collar and be worn tucked in. They must be long enough to tuck in and wide enough at the neck to fasten the top button. If a t-shirt is worn underneath for warmth it must be plain white with no writing or logos on it.</p> <p>These can be purchased from any high street retailer.</p>
Black trousers	<p>Trousers should be smart, formal, classic trousers, of waist height and below ankle length (trousers should meet shoes and not be skintight or leggings/jeans/denim/cargo/chino style). They can be worn with a thin black belt. (no fashion belts/large buckles).</p> <p>Trousers must be of a suitable length so that they meet shoes and <u>not rolled up to make them shorter</u>.</p> <p>The following style of trouser are not allowed at school. No skinny, tight fitting or additional zips and rear pockets are allowed.</p>  <p>These can be purchased from any high street retailer.</p>

<p>Black pleated skirt</p> <p>(Optional item)</p>	<p>A black pleated skirt that is of a standard length and style. These are the only skirts allowed to be worn at school; no other skirts or styles will be allowed.</p> <p>The correct length of skirt should be purchased so that the skirt sits just above the knee.</p> <p>Skirts should be worn with tights and not rolled up to make them shorter</p> <p>Skirts are available from our uniform providers Rawcliffes and Steady Schoolwear. Links to these websites can be found in the suppliers section of this policy. Purchases and orders can be made by visiting their retail shop or online. They also can be purchased from any high street retailer.</p>
<p>Black shorts</p>	<p>The shorts should be smart classic and formal and not cargo.</p>
<p>Black Blazer</p> <p>(Optional item)</p>	<p>The school blazer is not compulsory and can be worn instead of the school jumper, or with it. It should be worn at all times if used as a replacement for the school jumper. Blazers must include the school logo.</p> <p>The blazer is available from our uniform providers Rawcliffes and Steady Schoolwear. Links to these websites can be found in the suppliers section of this policy. Purchases and orders can be made by visiting their retail shop or online.</p>
<p>Shoes</p>	<p>Plain black polishable leather or leather look shoes, flat or low heels. Shoes should provide adequate protection and support. Plain black leather/leather look polishable ankle boots are only permitted if worn with school trousers.</p> <p>The following footwear is not acceptable for school: trainers, pumps (canvas), sandals, mules, sling-backs, knee length boots, UGG boots, baseball shoes or boots. Shoes with any form of decoration are not permitted. Footwear should be practical with no substantial heel and be able to stand up to the ‘wear and tear’ of school life.</p> <p>If you were to buy ‘school shoes’ from some shops they might look like this:</p> <div data-bbox="459 1429 1455 1668"> </div> <p>They can be purchased from any high street retailer.</p>
<p>Socks</p>	<p>Plain black socks are allowed. White socks and branded socks are not allowed in school. Socks must not be worn over tights.</p> <p>Socks must be worn so that they are long enough to pull underneath trousers. Trainer socks are not allowed to be worn.</p>
<p>Tights</p>	<p>Tights should be worn with skirts and should be plain black.</p> <p>No additional socks should be worn over tights. Leggings are NOT permitted.</p>

Outdoor Coat	Denim coats/jackets, hoodies and tops are NOT part of the school uniform and therefore should not be worn . We recommend an inexpensive coat (as opposed to a small 'fashion jacket') which is light coloured for maximum visibility. During the school year the weather means that some students may wish to wear hats or scarves; students can wear these outside of school buildings.
School Bag	This should be of suitable size that is large enough to carry exercise books and folders that are A4 in size.

Additional Important Uniform Information	
Jewellery and piercing	Students are allowed to wear a watch, a charity wrist band and one pair of small studs in each ear. No other jewellery is allowed. Facial piercing including stretchers are not allowed.
Make-up	Any make-up worn must be subtle and discreet. Students will be asked to remove make-up if not considered discreet. False eyelashes and lash extensions are not allowed in school.
Nail polish and false nails	Nail polish of any type (including clear gels, acrylics, extensions and shellac etc) are not allowed.
Hair styles	Hairstyles and colours should be sensible; any extremes of hairstyles or colours are not acceptable. Please check with your child's Head of Year before considering any dramatic changes to style or colour. No patterns or tramlines should be shaved into hairstyles.

3. Adverse Weather Conditions

In cold weather there is no objection to students wearing a white T-shirt under their shirt, but this must not be seen above the shirt and tie.




In adverse weather conditions wellingtons or sturdy footwear can be worn for the journey to school but students must change into school shoes on arrival.

In the event of hot weather, students will be permitted to remove their jumpers and blazers. This will be decided by the Headteacher and parents and carers will be notified where possible in advance. Shirts must remain tucked in and ties worn with top button fastened at all times. There may be some extreme circumstances where we allow students to wear PE on very hot days. This will be decided by the Headteacher and parents and carers will be notified as soon as possible.

4. PE and Sports Uniform

It is very important for both safety and hygiene that the correct school PE kit is purchased. The standard of PE kit must be comparable with the school uniform itself. Items that are worn for PE lessons must NOT be worn around school and should be separate items from your child's usual school uniform.

Uniform Items	How should it be worn at South Hunsley School?
----------------------	---

<p>Royal Blue Polo Shirt *Old white polo shirt may still be worn</p> <p>(Compulsory item)</p>	<p>Boys and Girls: Royal blue polo shirt to be worn at all PE lessons.</p>  <p>The PE top is available from our uniform providers Rawcliffes and Steady Schoolwear. Links to these websites can be found in the suppliers section.</p>
<p>Universal ¼ zip blue training top</p> <p>(Optional item)</p>	<p>Students have the option of a royal blue ¼ zipped top for outdoor lessons, which is advisable in colder weather.</p>  <p>The PE top is available from our uniform providers Rawcliffes and Steady Schoolwear. Links to these websites can be found in the suppliers section.</p>
<p>Navy Shorts</p> <p>(Compulsory items)</p>	<p>Students will require navy shorts with or without a school logo should be worn in all PE lessons</p>  <p>The navy shorts are available from our uniform providers Rawcliffes and Steady Schoolwear. Links to these websites can be found in the suppliers section. Shorts without the logo can be purchased from any high street retailer.</p>
<p>Footwear</p> <p>(Compulsory items)</p> <p>Moulded or studded football boots</p> <p>AND</p> <p>Supportive sports trainers</p>	<p>Students are required to wear moulded or studded football boots for some games lessons such as hockey, football and rugby. Students will not be able to take part in football and rugby on the field in trainers.</p> <p>Students are required to wear suitable supportive trainers for other PE lessons, such as netball, rounders, basketball and cricket.</p> <p>These items are available from high street retailers. Please speak to your child's Head of Year or the PE department if you have any questions.</p>

PE Socks (Compulsory items)	<p>Students will require royal blue long PE socks (so shin pads can be worn) and plain white short socks for PE lessons.</p> <p>The royal blue long socks are available from our uniform providers Rawcliffes and Steady Schoolwear. Links to these websites can be found in the suppliers section. Plain white short socks can be purchased from any high street retailer.</p> <p>Please Note: socks with brands and logos are NOT permitted.</p>
Navy base layer Leggings and top (Optional items)	<p>Students are permitted to bring in blue leggings that they can wear as an alternative to shorts but must also bring their shorts to their lesson. The leggings must be sports leggings of sufficient thickness and NOT cotton or jersey material.</p> <p>The base layer is available from our uniform providers Rawcliffes and Steady Schoolwear. Links to these websites can be found in the suppliers section. These can also be purchased from high street retailers. Please check with the PE department if you are unsure before purchasing.</p> <p>Please Note: Leggings must NOT have branded names or logos.</p>
Shin pads and mouth guards (optional items)	<p>The PE Department recommends that for certain invasion games, e.g. rugby and hockey, mouth guards, or 'gum shields' be worn. These are readily available through sports shops and do reduce the possibility of dental gum damage in the event of a collision.</p>
Hair	<p>Must be tied back for all activities if hair may cover face.</p>
Jewellery	<p>No jewellery of any kind is permitted during physical activity.</p>

5. Frequently Asked Questions

Where can I buy uniform from and how much will it cost?

Uniform can be purchased from either of our two suppliers, which are currently:

- Steady Schoolwear and Rawcliffes. The links to these websites can be found below.

We constantly review the school uniform and are committed to keeping the cost down. Many of our items of uniform can be purchased from supermarkets and other high street stores as long as garments adhere to the school's uniform policy.

A link is provided to show the general costing of our school uniform. This is just a guide, and prices may vary depending on your chosen retailer.

<https://southhunsley.org.uk/files/uploads/2022/11/Uniform-Costing-Info-2025.pdf>

What should I do if there is a problem with my child's uniform?

Give your child a signed and dated note to show to their Head of Year and Form Tutor. Your child may be issued with temporary uniform items that should be returned to the school at the end of the day, or if suitable items are not available a temporary uniform pass for the day. Please note this **must be agreed**

with the Head of Year and a note in the planner is not sufficient. Students are expected to replace lost items of compulsory uniform as soon as possible. If you require support with this, please contact the school.

What should I do if there is a problem with my child's PE kit?

Give your child a signed and dated note to hand to their PE teacher. They will be issued with replacement kit to wear for the lesson. Students will still be expected to participate in the lesson if they forget their kit. Students will be expected to attend PE lessons even when they cannot participate. If students are excused from PE or games lessons, they **must** provide a note and bring a change of clothes.

For games lessons, we recommend tracksuit bottoms and a rugby/hockey shirt, jacket or waterproof top and shoes suitable for going onto sports fields.

What will happen if my child is wearing incorrect uniform?

If your child is not wearing the required uniform, where possible an alternative will be provided by the school. Please be aware that students may be taken out of circulation until uniform issues can be rectified. Please speak to us if you have any concerns.

How can I help my child not to lose any items of their uniform?

You should try and label as many items as possible; this means that if they are misplaced, they can be quickly returned.

What should I do if my child misplaces an item of their uniform?

Any items of clothing found will be taken to lost property. If you wish for your child to check lost property, they must go to reception. Periodically we will host lost property events where parents and carers can reclaim lost item.

WE RELY ON THE SUPPORT AND COOPERATION OF PARENTS AND CARERS IN MAINTAINING EXCELLENT STANDARDS OF UNIFORM IN ACCORDANCE WITH OUR POLICY. THANK YOU IN ADVANCE OF YOUR SUPPORT.